



2020 Census, Small Business & Lake Charles

"The U.S. Census Bureau measures America's People, Places and Economy"



Census Education Initiative/LouisianaCounts2020

Prepared By Trupania Bonner

Federal Programs for Louisiana 'Community Benefits'

Education = \$723,945,849

- **Title I Grants to Local Education Agencies** ED Grants LEAs \$219,606,744
- **Special Education Grants (IDEA)** ED Grants States \$156,245,922

Childcare = 184,302,181

- **Medical Assistance Program (Medicaid)** HHS Grants States \$5,943,502,554
- **Medicare Part B (Supplemental Medical Insurance)** – Physicians Fee Schedule Services HHS Direct Pay Providers \$873,535,730
- **Head Start/Early Head Start** HHS Grants Providers \$144,339,984
- **Health Center Programs (Community, Migrant, Homeless, Public Housing)** HHS Grants Providers \$64,724,388
- **Foster Care (Title IV-E)** HHS Grants States \$46,190,000
- **Low Income Home Energy Assistance (LIHEAP)** HHS Grants States \$44,955,324
- **Child Care and Development Fund- Entitlement** HHS Grants States \$40,069,000

Five Main Support Buckets for Distribution

Healthcare = \$8,176,054,794

- **Supplemental Nutrition Assistance Program (SNAP)** USDA Direct Pay House-holds \$1,112,381,122
- **National School Lunch Program** USDA Grants States \$203,753,199
- **Supplemental Nutrition Program for Women, Infants, and Children (WIC)** USDA Grants States \$98,043,181

Housing = \$372,160,717

- **Section 8 Housing Assistance Payments Program (Project-based)** HUD Direct Pay Owners \$124,945,396
- **Section 8 Housing Choice Vouchers** HUD Direct Pay Owners \$202,260,000

Highway & Construction = \$690,967,804

- **Highway Planning and Construction** DOT Grants States \$690,967,804



More than \$10 billion
in census-guided federal
assistance distributed
over decade

BY THE NUMBERS

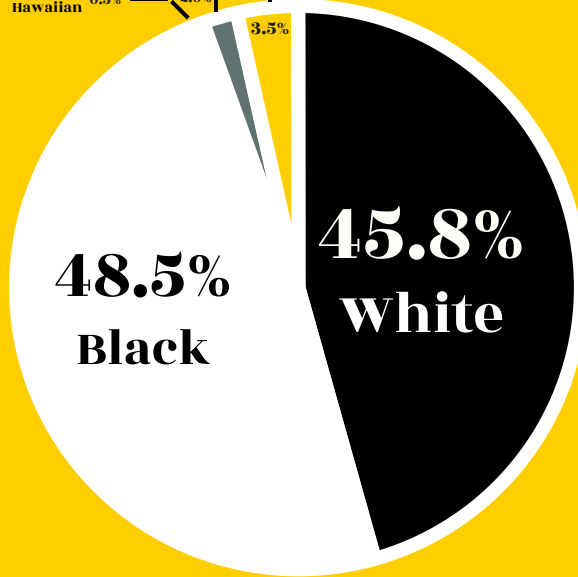
Total population: **77,117**

Population increased by
5,124 ppl since 2010

Race & Ethnicity Data



Native Hawaiian 0.5% Asian 2.0% Hispanic 3.5%



Lake Charles

CENSUS

2020



16 Large Federal Assistance Programs
Distribute Funds on Basis of
Decennial Census-Derived Statistics
(FY 2015)

Total Program Obligations:
\$10,137,434,348
Per Capita: **\$2,291**

Leveraging Demographic Information (ACS/Census Data)

Demography (ACS)

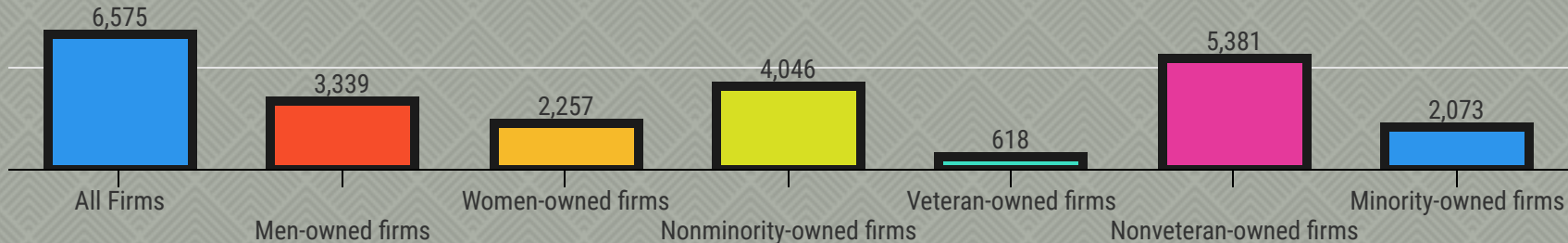
- Population
- Ethnicity
- Income
- Spending Habits
- Education



State/Federal Resources
CDBG Block Grants, etc

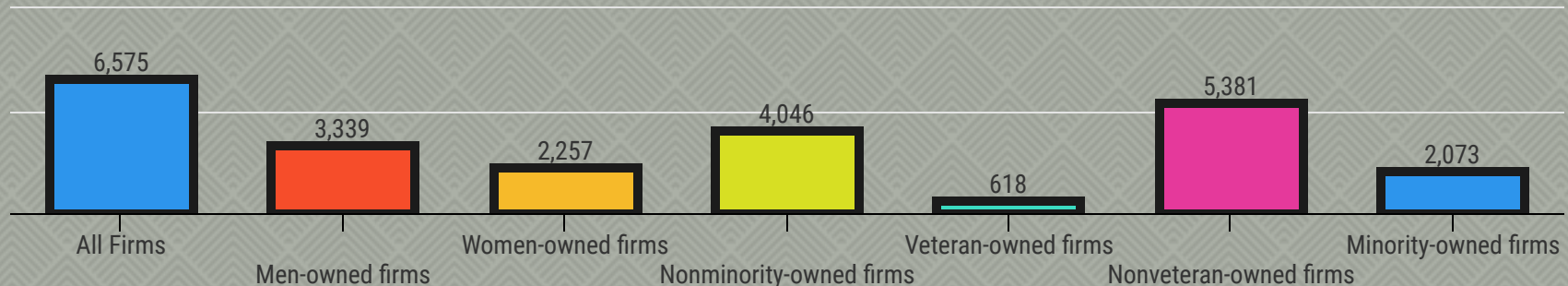


Small Businesses



Community Focus - Lake Charles (Census Data, 2017 est)

- Population: 77,117 (+5,124, Since 2010) (52% women)
- National Rate of Homeowners: 52.4% (-11.4%)
- Median Household Income: \$40,910 (-\$16,742K)
- Households with Computers: 81.9% (-5.3%)
- Households with Broadband: 69.5% (-8.6%)
- Education/Graduation Rates: 84.6% (-4.9%)
- Education/BA: 26% (-2.7%)



Reaching Potential - Maximizing The Count

Recommendations



Goal 1:

Complete Count
Committees/Jobs



Goal 2:

ID Census Offices
Partnership Specialists



Goal 3:

Communications



Goal 4:

Count Tracker

Taking a proactive approach provides the best opportunity to access grants and other resources to enhance Municipal Services, Business and Consumer experience in Lake Charles.